



ಬೃಹತ್ ಬೆಂಗಳೂರು ಮಹಾನಗರ ಪಾಲಿಕೆ
Bruhat Bengaluru Mahanagara Palike



BBMP COVID-19 WAR ROOM 26.05.2022



OVERVIEW OF COVID-19 IN BENGALURU

CASE TRENDS ACTIVE CASES **1,706**

<u>Confirmed Cases</u>	<u>Recovered Cases</u>	<u>Death Cases</u>
142 17,86,812 #	166 17,68,142 #	0 16,964 #

HOSPITALIZATION **2**

<u>ICU – V</u>	<u>ICU</u>	<u>HDU</u>	<u>General</u>
-	-	-	2

INCLUDES GOVT. QUOTA AND PRIVATE WALK-IN HOSPITALIZATION

VACCINATION **13,197** 1,91,21,107 #

<u>First Dose</u>	<u>Second Dose</u>	<u>Precaution Dose</u>
2,338 95,28,441 #	7,011 90,10,199 #	3,848 5,82,467 #

TRIAGING

MTU
13

ACTIVE CLUSTERS

3

Budding Clusters (<5 Cases)

TESTING **13,751** 2,96,90,664 #

<u>Positivity : 1.14%</u>	<u>RAT</u>	<u>RTPCR</u>
<small>*FOR LAST 7 DAYS</small>	2,838	10,913

Tele Triage

76

2

Clusters (> 5 cases)

1

: indicates cumulative numbers till date



ABSTRACT OF COVID-19 SCENARIO IN BENGALURU



	MALE			FEMALE			TRANSGENDER			TOTAL		
	Last 24 Hours	Last 7 Days	Cumulative	Last 24 Hours	Last 7 Days	Cumulative	Last 24 Hours	Last 7 Days	Cumulative	Last 24 Hours	Last 7 Days	Cumulative
Positive Cases	86	562	10,56,929	56	384	7,29,692	0	0	191	142	946	17,86,812
Recovered Cases	100	565	10,44,685	66	326	7,23,274	0	0	183	166	891	17,68,142
Death Cases	0	0	10,745	0	0	6,215	0	0	4	0	0	16,964
Total Tests Done	In Last 24 hrs. : 13,751			In last 7 days : 83,049			Cumulative : 2,96,90,664					
Vaccine Doses Administered	In Last 24 hrs. : 13,197			In last 7 days : 75,907			Cumulative : 1,91,21,107					
ACTIVE CASES									1,706			

*Covid deaths occurred today : 00 | Covid deaths occurred beyond last 24 hrs., reported today : 00

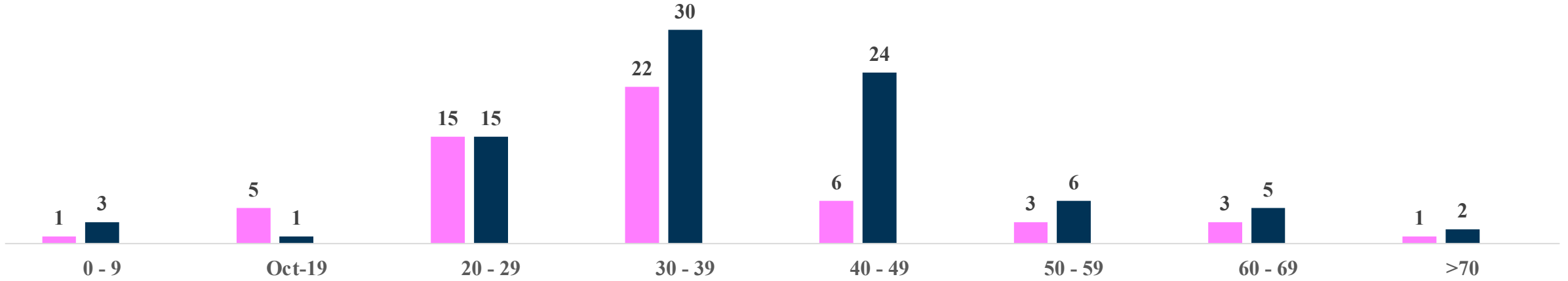


LAST 24 HOURS AGE GROUP AND GENDER WISE DISTRIBUTION

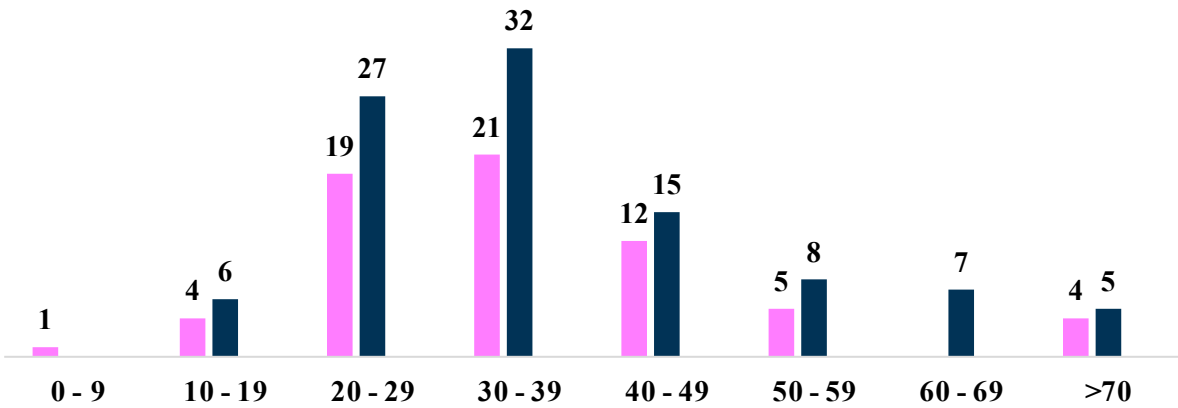


Positive Cases : 142

Female Male Transgender



Recovered Cases : 166



Death Cases : 0

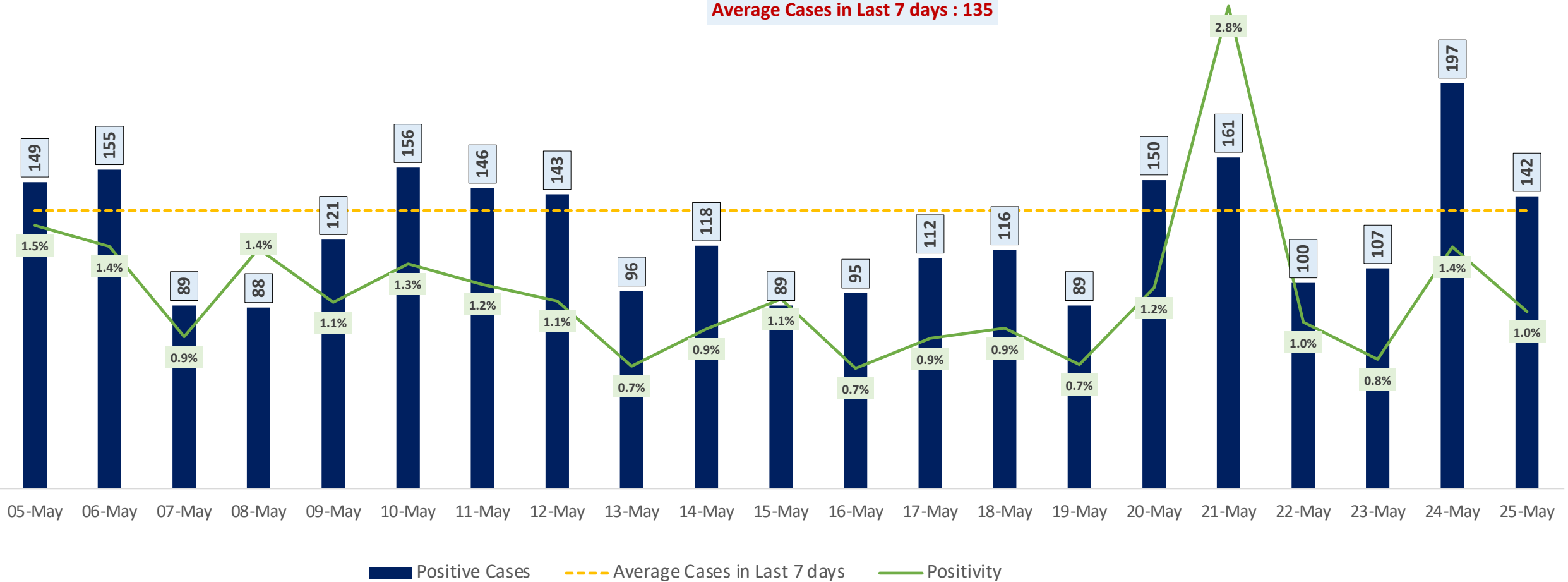
0 to 9 10 to 19 20 to 29 30 to 39 40 to 49 50 to 59 60 to 69 >=70



POSITIVITY RATE OF BENGALURU – LAST 21 DAYS



Average Cases in Last 7 days : 135

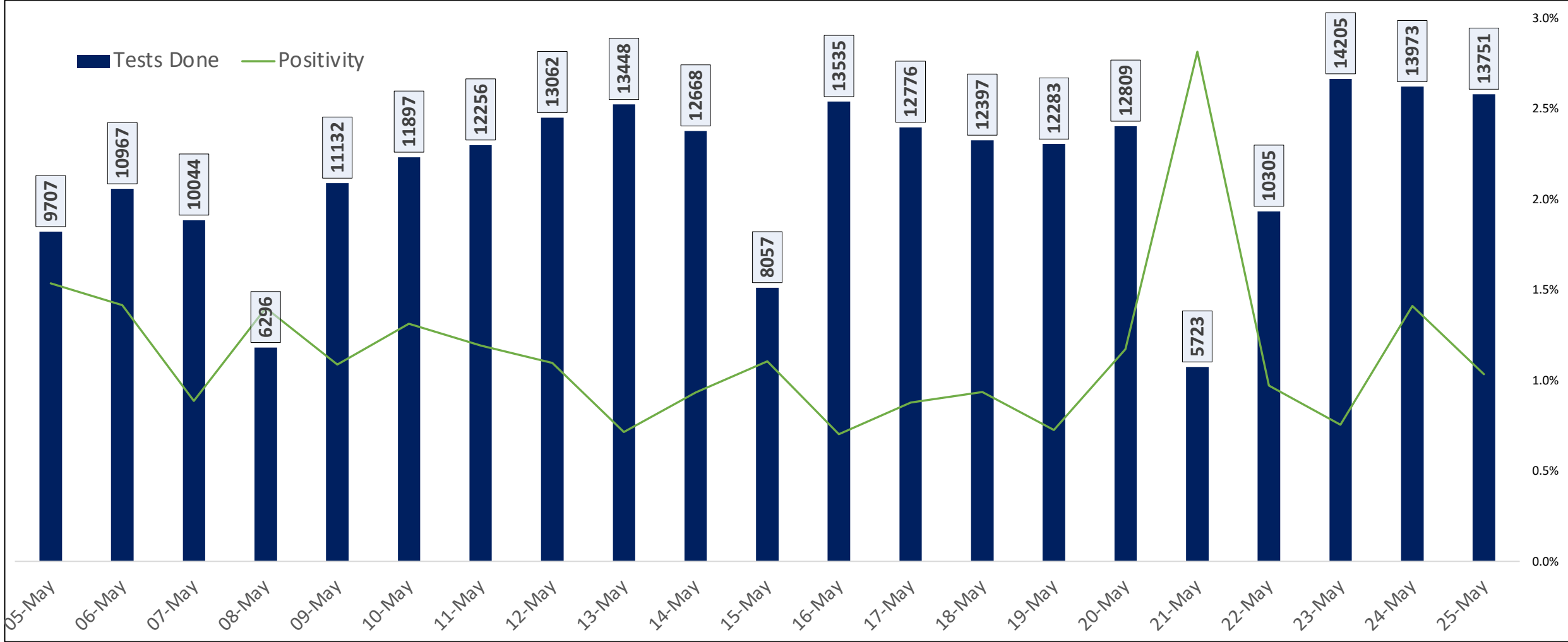




TESTING TRENDS IN BENGALURU



Total Test Conducted Till Date	Test Conducted Last 24 hours	Last 7 Days Average
2,96,90,664	13,751	11,864



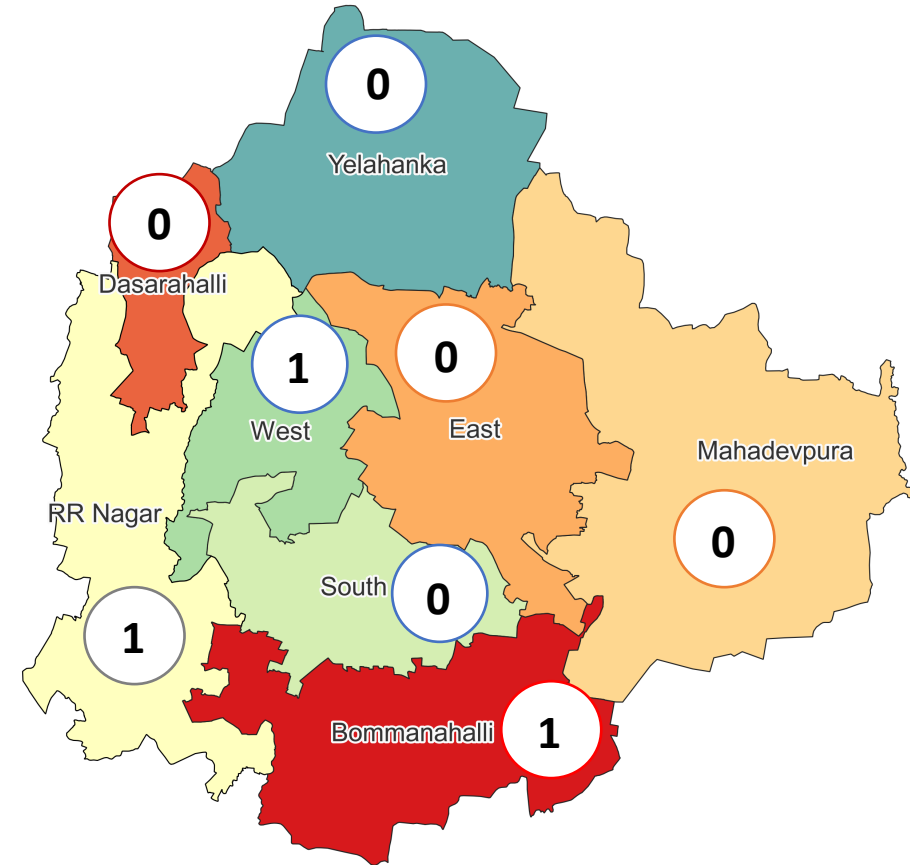


CLUSTER DETAILS



Zone Name	TOTAL CLUSTERS	Budding Clusters	Clusters	Outbreaks
		Less Than 5 Cases	5 To 14 Cases	More Than 14 Cases
BOMMANAHALLI	1 (-)	1 (-)	0 (-)	0 (-)
DASARAHALLI	0 (-)	0 (-)	0 (-)	0 (-)
EAST	0 (▼1)	0 (▼1)	0 (-)	0 (-)
MAHADEVPURA	0 (▼1)	0 (▼1)	0 (-)	0 (-)
RR NAGAR	1 (▲1)	0 (-)	1 (▲1)	0 (-)
SOUTH	0 (-)	0 (-)	0 (-)	0 (-)
WEST	1 (-)	1 (-)	0 (-)	0 (-)
YELAHANKHA	0 (-)	0 (-)	0 (-)	0 (-)
TOTAL	3 (▼1)	2 (▼2)	1 (▲1)	0 (-)

Total Active Clusters



Types of Clusters

Zone Name	Apartments/ Villa	Individual House	Hostels/Quarters	Others	Schools/Colleges
BOMMANAHALLI	1 (-)	0 (-)	0 (-)	0 (-)	0 (-)
DASARAHALLI	0 (-)	0 (-)	0 (-)	0 (-)	0 (-)
EAST	0 (▼1)	0 (-)	0 (-)	0 (-)	0 (-)
MAHADEVPURA	0 (▼1)	0 (-)	0 (-)	0 (-)	0 (-)
RR NAGAR	1 (▲1)	0 (-)	0 (-)	0 (-)	0 (-)
SOUTH	0 (-)	0 (-)	0 (-)	0 (-)	0 (-)
WEST	1 (-)	0 (-)	0 (-)	0 (-)	0 (-)
YELAHANKHA	0 (-)	0 (-)	0 (-)	0 (-)	0 (-)
TOTAL	3 (▼1)	0 (-)	0 (-)	0 (-)	0 (-)

▲▼ : Shows increase and decrease in numbers as compared to previous day



GOVT. QUOTA COVID BED STATUS AS ON 26.05.2022



SR. NO.	Facility Type	No. of Hospital	Total Allocated Beds for C+ Patients					Occupied Beds for C+ Patients					Net Available Beds for C+ Patients				
			Gen Beds	HDU	ICU Beds	ICU-V	Total	Gen Beds	HDU	ICU Beds	ICU-V	Total	Gen Beds	HDU	ICU Beds	ICU-V	Total
1	Government Medical Colleges	4	120	255	33	27	435	0	0	0	0	0	120	255	33	27	435
2	Government Hospitals	18	637	292	74	95	1,098	0	0	0	0	0	637	292	74	95	1,098
3	Private Medical Colleges	12	178	200	66	35	479	0	0	0	0	0	178	200	66	35	479
4	Private Hospitals	32	181	61	49	42	333	0	0	0	0	0	181	61	49	42	333
5	Covid Care Centre	1	50					0					50				
Total Beds		67	1,166	808	222	199	2,395	0	0	0	0	0	1,166	808	222	199	2,395

* Status as on 26.05.2022 – 03:50PM

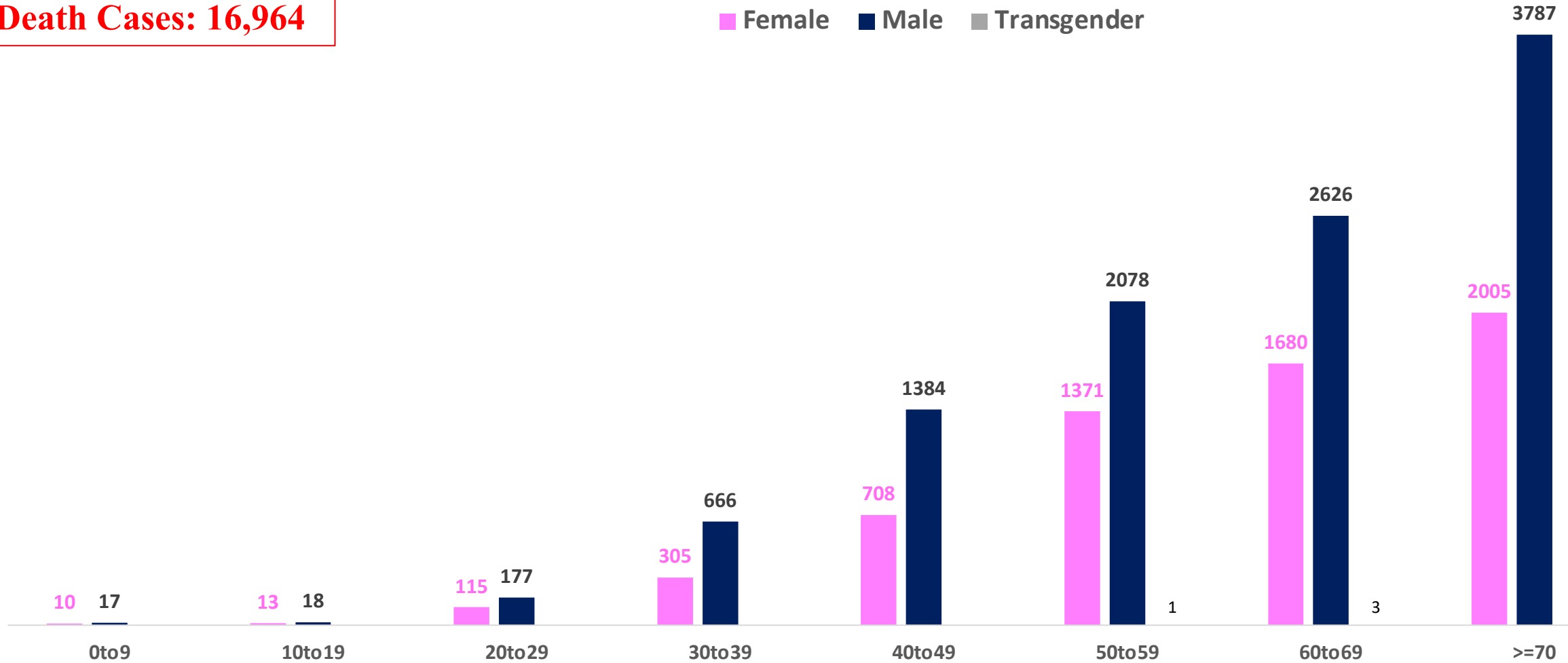


AGE AND GENDER WISE DISTRIBUTION OF DEATH CASES



Death Cases: 16,964

Female Male Transgender





VACCINATION COVERAGE AS ON 25.05.2022



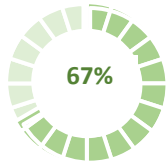
Total Doses Administered

1,91,21,107

▲ 13,197

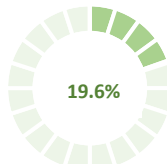
Total 12-14 years Population : 2.82 Lakhs

1ST DOSE



67%
1,87,464
Doses administered
▲ 1,808

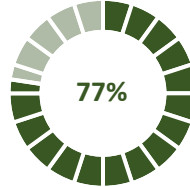
2ND DOSE



19.6%
55,209
Doses administered
▲ 4,399

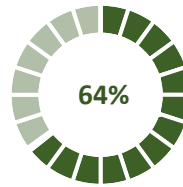
Total 15-18 years Population : 4.42 Lakhs

1ST DOSE



77%
3,42,678
Doses administered
▲ 292

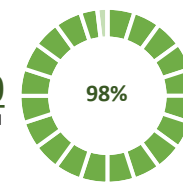
2ND DOSE



64%
2,84,870
Doses administered
▲ 472

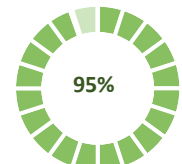
Total adult Population : 91.7 Lakhs

1ST DOSE



98%
89,98,299
Doses administered
▲ 238

2ND DOSE



95%
86,70,120
Doses administered
▲ 2,140

Priority Group*

Health Care Workers

Dose 1

2,10,308

Doses administered

▲ 2

Dose 2

2,06,441

Doses administered

▲ 2

Frontline Workers

Dose 1

3,81,796

Doses administered

▲ 0

Dose 2

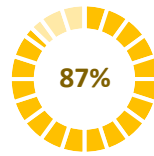
3,72,558

Doses administered

▲ 7

18 - 44 Years Coverage

Dose 1

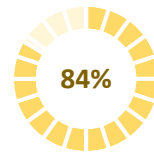


57,33,107

Doses administered

▲ 196

Dose 2



54,95,416

Doses administered

▲ 1,716

PRECAUTION DOSE



5,82,467

Doses administered

▲ 3,848

PRECAUTION DOSES ADMINISTERED

Health Care Workers

76,877

Booster Doses administered

▲ 194

Front Line Workers

76,373

Booster Doses administered

▲ 756

60 + Years Coverage

3,20,212

Booster Doses administered

▲ 1,089

18 + Years Coverage

1,09,005

Booster Doses administered

▲ 1,809

45 – 59 Years Coverage

Dose 1

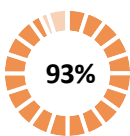


16,93,651

Doses administered

▲ 25

Dose 2



16,47,973

Doses administered

▲ 307

60 + Years Coverage

Dose 1



9,79,437

Doses administered

▲ 15

Dose 2



9,47,732

Doses administered

▲ 108



COVID-19 SCENARIO IN BENGALURU AND OTHER METROPOLITAN CITIES



CITY NAME	Positive Cases	Active Cases	Recovered	Deceased	Vaccine Doses Administered
New Delhi	19,04,664	1,762	18,76,695	26,207	3,41,58,501
Bengaluru*	17,86,812	1,706	17,68,142	16,964	2,19,86,862
Mumbai	10,62,649	1,531	10,41,552	19,566	2,10,54,563
Chennai	7,52,316	195	7,43,053	9,068	1,05,33,162
Kolkata	4,47,192	272	4,41,264	5,656	1,01,44,522

Source : <https://dashboard.cowin.gov.in/> at 3:50 pm (26.05.2022)
Source : <https://www.covid19bharat.org/> at 3:50 pm (26.05.2022)

*includes BBMP & Bengaluru Urban



SNAPSHOT OF COVID-19 CASES IN BENGALURU URBAN



**Total Wards With
<=5 Cases* :
171**

**Tests Conducted
On 25.05.2022:
13,751**

**Recovery
Rate:
98.96%**

**Total
Active Cases :
1,706**

**Total Vaccinated on
25.05.2022:
13,197**

**Positivity
Rate* :
1.14%**

**Active
Rate:
0.10%**

**Case
Fatality Rate* :
0.00%**



*Total positive cases In the past 7 days

*CFR and positivity is for Past 7 days



ಬೃಹತ್ ಬೆಂಗಳೂರು ಮಹಾನಗರ ಪಾಲಿಕೆ
Bruhat Bengaluru Mahanagara Palike



Download BBMP Bulletin	https://apps.bbmpgov.in/covid19/mediabulletin.php
For BBMPCovid19 Bed Status:	https://apps.bbmpgov.in/covid19/en/Bedstatus.php
To register for vaccination :	https://selfregistration.cowin.gov.in/
BBMP COVID19 Dashboard:	https://apps.bbmpgov.in/covid19/
Follow us on:	 www.facebook.com/bbmp.comm1/
	 twitter.com/BBMPCOMM

Government of Karnataka
ಆರೋಗ್ಯ ಮತ್ತು ಕುಟುಂಬ ಕಲ್ಯಾಣ ಇಲಾಖೆ
Dept of Health and Family Welfare

ಶಾಲೆಗಳಲ್ಲಿ ಅನುಸರಿಸಬೇಕಾದ
ಮುನ್ನೆಚ್ಚರಿಕಾ ಕ್ರಮಗಳು

ಸರಿಯಾದ ರೀತಿಯಲ್ಲಿ ಮಾಸ್ಕ್ ಧರಿಸಿ

ಟೆಂಪರೇಚರ್ ಚೆಕ್ ಮಾಡಿ

ಸರಿಯಾಗಿ ಕೈಗಳನ್ನು ತೊಳೆಯಿರಿ

ಸಾಮಾಜಿಕ ಅಂತರ ಪಾಲಿಸಿ

Connect with  @DHFVKA



Issued by:

Honorable Chief Commissioner, BBMP
Special Commissioner Health & IT, BBMP
MD, Bengaluru Smart City Limited

THANK YOU !